

PARKING CALCULATION

REQUIRED PARKING

RESIDENT PARKING
 (4) 3 BEDROOM UNITS @ 2 SPACES PER UNIT = 8 SPACES REQUIRED

GUEST PARKING
 (4) 3 BEDROOM UNITS @ 1/4 SPACE PER UNIT = 2 SPACES REQUIRED

COVERED PARKING
 (4) 3 BEDROOM UNITS @ 1 SPACE OF PROVIDED PARKING PER UNIT = 4 COVERED SPACES REQUIRED


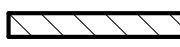



TOTAL REQUIRED PARKING = 10 SPACES

PROVIDED PARKING

1 VAN ACCESSIBLE SPACE
 5 OPEN PARKING SPACES
 4 COVERED PARKING SPACES

TOTAL PROVIDED PARKING = 10 SPACES

LEGEND

-  (N) TRUNCATED DOME MAT
-  EXISTING BLOCK WALL
-  NEW CONCRETE SIDEWALK
-  EXISTING POWER POLE
-  (N) ACCESSIBLE PARKING SIGN

AMADOR WHITTLE
ARCHITECTS, INC.

28328 AGOURA ROAD, SUITE 203
 AGOURA HILLS, CA 91301
 (805) 530-3938, (818) 874-0071

PARKING LOT REPAVING & ADA UPGRADE

217 W. HARRISON AVENUE
 VENTURA CA 93001

SCHEMATIC DESIGN

NOTE: THIS SHEET IS ONE OF A SET OF DOCUMENTS WHICH INCLUDES, BUT IS NOT LIMITED TO, DRAWINGS AND SPECIFICATIONS ADDRESSING ALL TRADES. GENERAL CONTRACTOR IS RESPONSIBLE FOR FURNISHING ALL BIDDERS WITH A FULL SET OF CONSTRUCTION DOCUMENTS. ALL BIDDERS SHALL REVIEW THE ENTIRE SET OF DOCUMENTS. IF THERE IS A CONFLICT BETWEEN DISCIPLINES, THE MOST EXPENSIVE OPTION SHALL BE BID.

REVISIONS	DATE: 01/09/18
	DRAWN: RJF
	CHECK: WJA
	JOB NO: 17-VHA-044

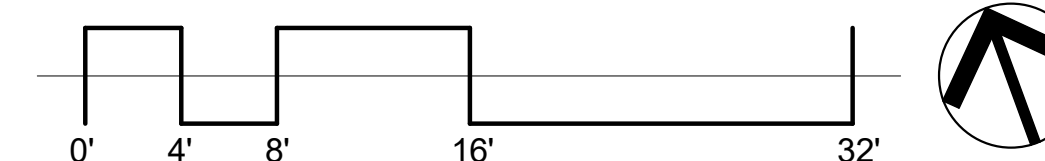
SITE PLAN - NEW CONSTRUCTION

A1.01

IF THIS SHEET IS NOT 36" X 24", IT IS NOT FULL SIZE. SCALE DRAWINGS ACCORDINGLY.

1 SITE PLAN - NEW CONSTRUCTION

1/8" = 1'-0"



NORTH

